

BMJ Open

Recruitment and retention of participants in randomised controlled trials: a review of trials funded by the United Kingdom Health Technology Assessment Programme

Journal:	BMJ Open
Manuscript ID	bmjopen-2016-015276
Article Type:	Research
Date Submitted by the Author:	22-Nov-2016
Complete List of Authors:	Walters, Stephen; University of Sheffield, SchARR Henriques-Cadby, Ines; University of Sheffield, SchARR Bortolami, Oscar; The University of Sheffield, School of Health and Related Research Flight, Laura ; The University of Sheffield, School of Health and Related Research Hind, Daniel; University of Sheffield Jacques, Richard; University of Sheffield, School of Health and Related Research Knox, Christopher; The University of Sheffield, School of Health and Related Research Nadin, Ben; The University of Sheffield, School of Health and Related Research Rothwell, Joanne; University of Sheffield School of Health and Related Research Surtees, Michael; The University of Sheffield, School of Health and Related Research Julious, Steven; The University of Sheffield, Medical Statistics Group, SchARR,
Primary Subject Heading:	Research methods
Secondary Subject Heading:	Health services research, Public health
Keywords:	recruitment, STATISTICS & RESEARCH METHODS, Retention, Randomised Controlled Trials, Health Technology Assessment, Publicly funded

SCHOLARONE™
Manuscripts

Title

Recruitment and retention of participants in randomised controlled trials: a review of trials funded by the United Kingdom Health Technology Assessment Programme

Stephen J. Walters, Inês Bonacho dos Anjos Henriques-Cadby, Oscar Bortolami, Laura Flight ,Daniel Hind, Richard M. Jacques, Christopher Knox, Ben Nadin, Joanne Rothwell, Michael Surtees, Steven A. Julious

School of Health and Related Research
University of Sheffield
Regent Court
30 Regent Street
Sheffield
S1 4DA

Correspondence to: s.j.walters@sheffield.ac.uk
Telephone: +44 (0) 114 2220730

Word count: 3466

Keywords:

Recruitment
Retention
Randomised Controlled Trials
Health Technology Assessment
Publicly funded

ABSTRACT

Background

Substantial amounts of public funds are invested in health research worldwide. Publicly funded randomised controlled trials (RCTs) often recruit participants at a slower than anticipated rate. Many trials fail to reach their planned sample size within the envisaged trial timescale and trial funding envelope.

Objectives

To review the consent, recruitment and retention rates for single and multi-centre randomised control trials funded by the United Kingdom's National Institute for Health Research (NIHR) Health Technology Assessment (HTA) Programme.

Data sources and study selection

HTA reports of individually randomised single or multi-centre RCTs published from the start of 2004 to the end of April 2016 were reviewed.

Data extraction

Information was extracted, relating to the trial characteristics, sample size, recruitment and retention by two independent reviewers.

Main outcome measures

Target sample size and whether it was achieved; recruitment rates (number of participants recruited per centre per month) and retention rates (randomised participants retained and assessed with valid primary outcome data).

Results

This review identified 151 individually randomised controlled trials from 778 NIHR HTA reports. The final recruitment target sample size was achieved in 56% (85/151) of the RCTs and more than 80% of the final target sample size was achieved for 79% of the RCTs (119/151). The median recruitment rate (participants per centre per month) was found to be 0.92 (IQR 0.43 to 2.79) and the median retention rate (proportion of participants with valid primary outcome data at follow-up) was estimated at 89% (IQR 79% to 97%).

Conclusions

There is considerable variation in the consent, recruitment and retention rates in publicly funded RCTs. Investigators should bear this in mind at the planning stage of their study and not be overly optimistic about their recruitment projections.

Strengths and limitations of this study

- Substantial amounts of public funds are spent on health care research and randomised controlled trials (RCTs) and this is potentially wasted if a trial fails to recruit to time and target sample size. Trialists and funders have highlighted recruitment and retention as a key issue for the conduct of RCTs.
- This study reports the recruitment and retention rates for 151 single and multi-centre randomised control trials funded by the United Kingdom’s National Institute for Health Research (NIHR) Health Technology Assessment (HTA) Programme between 2004 and 2016.
- There is considerable variation in the consent, recruitment and retention rates in publicly funded RCTs.
- Crude recruitment rates, assuming all centres were recruiting for the same time period were calculated; as such the recruitment rate estimates may be an underestimation of the true recruitment rate. The study was restricted to publicly funded RCTs published as reports in the HTA Journal and not commercially sponsored trials.
- Recruitment to trials is complex and the complete picture cannot be untangled in a simple review.

Introduction

Substantial amounts of public funds are invested in medical research worldwide with an estimate of \$100 billion US dollars in 2012 [1]. In 2014/15, the National Institute for Health Research (NIHR) in England spent £237.6 million across a broad range of research programmes and initiatives to ensure that patients and the public benefit from the most cost effective, up-to-date health interventions and treatments [2]. A substantial proportion of this research expenditure was invested in Randomised Controlled Trials (RCTs) to assess the clinical and cost-effectiveness of new health technologies. RCTs are widely regarded as the most powerful research design for evaluating new health technologies and decision makers, such as the United Kingdom's National Institute for Health and Care Excellence (NICE), are increasingly using the results of RCTs to guide practice and policy.

A frequently reported problem with publicly funded RCTs is that the recruitment of participants is often slower or more difficult than expected. Many trials fail to reach their planned sample size within the originally envisaged trial timescale and trial funding envelope. A review of a cohort of 122 trials funded by the United Kingdom (UK) Medical Research Council (MRC) and the NIHR Health Technology Assessment programme (HTA), between 1994 and 2002 found that less than a third (31%) of the trials achieved their original patient recruitment target; 55/122 (45.1%) achieved less than 80% of their original target and half (53%) were awarded an extension [3]. This situation has improved marginally over time, with a recent review of 73 HTA/MRC funded studies recruiting between 2002 and 2008 [4], finding that 55% (40/73) of the trials achieved their original patient recruitment target; 16/73 (22%) achieved less than 80% of their original target and 45% (33/73) were awarded an extension [4].

A HTA commissioned review recommended further research is required, particularly in relation to: problems being experienced and solutions employed in current RCTs; the optimum structure, staffing and organisation for the conduct of large and small trials; and the factors which influence the participation [5] in RCTs. Several Cochrane systematic reviews have suggested strategies to improve the recruitment [6, 7] and retention [8] of participants to RCTs. These recruitment strategies include: telephone reminders; requiring potential participants to opt-out of being contacted by the trial team regarding participation; and open (unblinded) designs. Other HTA commissioned reviews have shown that participant and clinician preferences, for the intervention, can affect trial recruitment [9] and that payment to healthcare professionals for patient recruitment to trials acts as a limited incentive [10]. However despite the growing literature summarising the barriers and facilitators to recruitment to RCTs only 55% of trials are recruiting to within 80% of the target. A recent survey amongst the Directors of the Clinical Trials Units registered with the UK NIHR Clinical Research Network identified priorities for research into the methodology of trials. The top three priorities were improving recruitment, choice of outcomes, and improving retention [11].

The Consolidated Standards of Reporting Trials (CONSORT) Statement, first published in 1996 [12, 13], and revised in 2001 [14] and 2010 [15], is a set of standards for publication of results of RCTs in medical journals. They are both for the article itself and the article abstract [15]. The CONSORT statement includes details of the number of eligible patients; number of patients randomised; number of recruiting centres and recruitment time period (start and finish time of recruitment). A review of publicly funded RCTs was carried

out to evaluate how well recruitment and retention figures are reported; how successful RCTs are in reaching their target sample size and retaining participants and to assess recruitment rates.

Methods

Trial Identification

Reports of individually randomised controlled trials published in the NIHR Health Technology Assessment (HTA) Journal from January 2004 to April 2016 were reviewed. The HTA Journal publishes research on the effectiveness, costs and broader impact of health technologies for those who use, manage and provide care in the NHS. Reports are published in the HTA Journal if (1) they have resulted from work for the NIHR Health Technology Assessment (HTA) Programme, and (2) they are of a sufficiently high scientific quality as assessed by the external reviewers and journal editors (<http://www.journalslibrary.nihr.ac.uk/hta/about-the-journal>). Trial reports published in the HTA Journal were chosen as they are of high quality and provide detailed trial and recruitment information including the number of centres and recruitment period.

A pilot review of 30 trials reported in five major journals: British Medical Journal (BMJ), The Lancet, New England Journal of Medicine, The Journal of the American Medical Association (JAMA) and Annals of Internal Medicine as well as six trials reported in the HTA Journal, found that there was sufficient information to calculate the recruitment rate for only 23 out of the 30 trials reported in the journals. This information was available for all six trials reported in the HTA Journal. The pilot identified six trials published in the HTA journal over a seven month period and with a basic extrapolation over a twelve year publication period it was deemed this would provide a large and manageable number of trials for review. Limiting the review to publicly funded trials published in the HTA Journal identified trials from medicine, surgery and therapy as well as from a range of disease areas.

The HTA Journal reports were obtained from the NIHR Journals Library website (<http://www.journalslibrary.nihr.ac.uk/hta> - date last accessed 10 August 2016) along with any previously published trial paper, protocol paper or trial protocol, where available. For trials that had a published International Standardised Randomised Controlled Trial Number (ISRCTN) number this was used to check the ISRCTN register of clinical trials for any additional information, a trial website or any previously unobtainable trial reports (cf. <http://www.isrctn.com/>). The trial report published in the HTA Journal was used as the main resource where there were discrepancies in reporting. The titles and abstracts of all reports published in the HTA journal from January 2004 to April 2016 were checked for relevance. January 2004 was chosen as a start date for the review because there were relatively few reports of RCTs in the first 7 years of the HTA Journal from 1997 to 2003 (14 RCTS out of 210 reports).

Inclusion/ Exclusion Criteria

Trials included in the review were single and multi-centre RCTs that were either fully or partially randomised and recruitment to the trial had finished. Where trials had reported early termination, either prior to completion of recruitment or following recruitment but prior to completion of follow up, the trials were retained in the review and the reason for the termination was noted. Trials that were nested parallel trials as part of another RCT were included as were trial reports of two or more parallel RCTs. Trials that were excluded include: cluster randomised trials as these have separate specific recruitment issues [16]; adaptive designs and pilot trials. HTA reports of a pilot trial that went on to a full trial were retained and the results from the full trial were extracted and included in the review. Trials of influenza vaccination were excluded as these recruit patients over a short period of time, usually one to three months, and so have an exceptionally high recruitment rate.

Data Extraction

Once HTA reports had been selected for inclusion, information was extracted, using a standardised data extraction form. For each trial the following general trial information was extracted: the trial design, the clinical area, use of blinding, intervention type, type of control, number of arms, single or multi centre and number of centres, recruitment setting and the number and timing of follow up visits. Data relating to the sample size and recruitment rate was extracted including: the target and actual sample size, the overall and centre specific recruitment period and CONSORT information on the numbers screened, consented, randomised and analysed with the primary outcome [17]. Where available more detailed trial information was recorded including: use of a pilot, whether there was support from a trials unit, geographical region, recruitment strategy and country where the trial took place. Data extraction was carried out by a team of reviewers. Each article was independently reviewed by a second member of the review team. Any uncertainties were resolved by discussion.

The standard of reporting of trial information was good but for some variables the details were not always available. There was limited information about whether trials had any form of pilot phase or had involvement from a clinical trials unit. These features were recorded as absent where they were not mentioned.

The primary outcome for the review was considered to be the recruitment rate for each trial. To calculate this accurately the centre specific recruitment periods within the trials were extracted. However, this was generally poorly reported.

Analysis

The recruitment rate was defined as the number of participants recruited and randomised per centre per month. This was summarised and compared using median rates and the interquartile range (IQR) due to the

6

skewness of the distribution of the data [18]. For secondary outcomes, the percentage of eligible patients randomised and randomised patients assessed and analysed with the primary outcome (retention), were expressed in terms of the median and IQR. Comparisons were made between categories of different characteristics using appropriate non-parametric tests; Wilcoxon rank sum (for characteristics with two levels), Kruskal-Wallis (three or more nominal levels) and non-parametric test of trend (three or more ordered levels) [19]). Additionally, associations between trial characteristics and recruitment rates were investigated individually using Wilcoxon rank sum tests to compare trials on the presence and absence of certain characteristics. Analysis was carried out on a complete case basis so where the characteristic information, the recruitment or retention data was missing these were excluded. Data were collected in Excel and transferred to the R statistical software for analysis [20].

The recruitment period was calculated as the time between dates of recruitment start and recruitment completion. If only months were reported the recruitment period was estimated as the time between the 1st of the first month and the end of the final month unless explicitly stated otherwise. If the date of the first recruit was reported instead of the date of start of recruitment then the 1st of the month of the first recruit was taken as the start of recruitment. Start of screening was used to calculate the recruitment period where the start of recruitment was not reported. In cases where information on the start and end of the recruitment period were not explicitly reported this was estimated from subtracting the length of the follow up period from the length of study period where this was suitably reported.

The recruitment rate was calculated in two distinct ways. Firstly, to calculate the overall recruitment rate, the total number of patients recruited was divided by the maximum number of sites recruiting, then divided by total number of months that the trial recruited for. In reality the opening of trial sites is likely to be staggered. For the majority of trials most sites do not recruit for the entire recruitment period. For this reason this estimate of the overall recruitment rate for multicentre trials is likely to be an underestimate. To account for the differences in start-up times for sites and the corresponding site specific recruitment periods, where available, the centre specific recruitment periods were extracted. These were averaged over the number of sites to give an average centre specific recruitment period. An average recruitment rate was calculated as the total number of patients recruited, divided by the maximum number of sites and then divided by the average number of months recruiting.

Results

In total 778 reports were published between January 2004 and April 2016 in the HTA Journal and 612 of these were excluded following screening of all titles and abstracts. The search produced 166 trial reports of individually randomised trials of which four were excluded as influenza vaccination trials and eleven reports of pilot trials were also excluded. 151 RCTs were identified for the review as shown in Figure 1.

Figure 1: Flow diagram of search process for the review of trial reports published between January 2004 and April 2016 in the HTA Journal

Trial Characteristics

The characteristics of the 151 trials included in review are summarised in Table 1. The majority of trials were two armed, parallel group, multicentre trials. Trials were identified from a variety of different clinical areas with 18% (27/151) of trials in mental health, including neurosciences, psychiatry and psychology, and 13% (19/151) of trials of musculoskeletal conditions, including orthopaedics, rheumatology and back pain. Trials were most commonly set in hospitals (54% (82/151)) and 91% (137/151) took place solely in the UK. Drug trials were as common as therapy trials, both occurred more frequently than surgery trials. 30% (46/151) of trials used an intervention that was not easily categorised and there was a far greater number of trials that used an active control (80% (121/151)) compared to a placebo (20% (30/151)).

The trial characteristics relating to recruitment and sample size are summarised in Table 2. The final recruitment/sample size target ranged from 44 participants to 28,000 and final total actual/achieved recruitment ranged from 19 participants to 24,510. Two trials targeted and achieved recruitment of 20,000 or more participants; one of these was a trial of trauma patients [21] and the other was a cervical screening trial [22]. Overall 56% (85/151) of trials recruited to their final recruitment target and 79% (119/151) managed to recruit to within 80% of the recruitment target. For 34% (52/151) of trials the original sample size target was revised (downward in 79% (41/52)). Eight single centre trials were identified. Five trials recruited in more than 100 centres; the maximum number of centres was 274. The majority of trials had a final follow up visit at 18 months or less post-randomisation and the longest reported final follow up was ten years post-randomisation.

CONSORT and Recruitment Data

The data completeness in relation to CONSORT and recruitment information is summarised in Table 3. Out of the 151 trials identified 95 (63%) demonstrated complete compliance with the CONSORT statement and reported each of the number: screened, eligible, declined consent, recruited and assessed in their primary outcome. The number of participants recruited, randomised and assessed for the primary outcome, used to measure retention, was available for all 151 trials. To calculate the recruitment rate 144 out of 151 trials reported the maximum length of the recruitment period, from first centre opening to completion of recruitment, and 106 reported the total number of centres that recruited at least one participant. Centre specific recruitment information, used to calculate an average recruitment period per centre, could only be extracted from 34 of the 111 trials (25%). The overall recruitment rate, based on the maximum recruitment length, was calculated for 142 out of 151 RCTs.

Recruitment and Retention Rates

From the 142/151 (94%) trials with sufficient information the median recruitment rate was found to be 0.92 patients recruited per centre per month. This ranged from 0.04 to 57.75 patients per centre per month, with 80th and 90th percentiles of 4.4 and 10.1 patients recruited per centre per month respectively. The two

studies found to have the largest recruitment rates were single centre studies [23 24], recruited from obstetrics and gynaecological populations. The eight single centre studies produced five of the nine [25, 24, 26, 27, 28, 29, 30, 31, 32] largest recruitment rates ranging from 16 to 58 patients per centre per month. Taking the multi-centre studies on their own the median recruitment was 0.86 patients recruited per centre per month with a range from 0.04 to 30.11 patients recruited per centre per month. A median of 70% (IQR 51% to 87%) of eligible patients were consented and randomised and a median 89% (IQR 79% to 97%) of randomised patients had valid primary outcome data for analysis (Table 4).

Tables 5 and 6 summarise the trial recruitment and retention rates by various trial characteristics (setting, number of arms, control type, original and final recruitment targets, total number recruited and time of follow up). There is some statistical evidence of an association between trial setting, final recruitment target and the total number recruited although there is no clear pattern to these associations.

Table 7 compares the results of the current review, in terms of successful recruitment to target sample size, with two previous reviews [3, 4]. It should be noted that there is some overlap in the trials included in our review and Sully et al; so we have included a column with the non-overlapping time interval for the 2009-2016 data. Table 7 shows that reaching 100% of the original sample size target is lower in 2009-16 than previous periods/reviews; with only 50% (45/90) achieving the original sample size target. The original sample size target was revised in 39% (35/90) of trials; and this revision was downwards for the majority of trials, 71% (25/35).

Discussion and conclusions

This study provides a comprehensive review of the recruitment and retention data of a cohort of 151 RCTs published and funded by the UK NIHR HTA programme from 2004 to 2016. This review found that the final recruitment target sample size was achieved in 56% (85/151) of the RCTs; the median recruitment rate (participants per centre per month) was 0.92 (IQR 0.43 to 2.79) and the median retention rate 89% (IQR 79% to 97%).

This review found that 56% of publicly funded RCTs achieve their target sample size, a similar figure to that found in the most recent review of 55%, by Sully et al which covered the period of 2002 to 2008 [4]. However, there is still a suggestion that recruitment success is improving slightly compared to the previous review covering the period of 1994 to 2002 [3]. Even though the recruitment picture is improving there is certainly still room for improvement with more than half of the 151 publicly funded RCTs not recruiting to target which in some cases was revised down during the course of the trial. These findings are congruent with the concerns of clinical trials unit directors [11].

There is a possible relationship between planned sample size and recruitment rate with recruitment rate increasing as the target sample size increases. Sample sizes are inflated for expected attrition or non-response and this is commonly set at 10% to 20% [18, 33]. The estimate of average retention was 89% suggesting that the current inflation of sample sizes for attrition is reasonable. Overall retention is not as big an issue as recruitment in terms of fulfilling a sample size for a primary outcome. These findings slightly contrast with the concerns of clinical trials unit directors' [11]. The retention figure, however, will be

affected by the number of trials with short-term outcomes and the use of survival analysis methods with time to event outcomes, where missing outcomes are typically censored at the time of any loss to follow-up and but included in the analysis.

This study has several limitations. Data extraction was carried out by two independent reviewers. Reviewers conferred to try to ensure consistency in the interpretation of data extraction items; but it is possible that errors have occurred. Crude recruitment rates, assuming all centres were recruiting for the same time period were calculated; as such the recruitment rate estimates may be an underestimation of the true recruitment rate. The study was restricted to publicly funded RCTs published as reports in the HTA Journal and not commercially sponsored trials.

There are limitations in drawing conclusions from this data, not least in the accuracy of the recruitment rates calculated, potential confounders not accounted for and in some cases underlying factors that cannot be measured in the data. Recruitment to trials is complex and the complete picture cannot be untangled in a simple review. This review does however, provide some pointers to factors that might need to be considered when estimating recruitment periods for randomised controlled trials and could be used in models of recruitment projection. Recent qualitative research has also highlighted that realistic estimation of recruitment rates is complex and that early planning and pilot and feasibility work to help project trial recruitment is important [34].

In practice, recruitment rates will vary, depending on whether the target population is acute, where opportunistic recruitment will target incident cases, or chronic, where database recruitment can effectively target prevalent cases [34, 35]. It will also vary according to whether the intervention is therapeutic or preventive [36] and the base incidence and prevalence rate of the condition.

Based on this review for most publicly funded trials the recruitment rate is likely to be between 1 and 2 participants per centre per week (4 to 10 a month). There is considerable variation in the consent, recruitment and retention rates in publicly funded RCTs. Investigators should bear this in mind at the planning stage of their study and not be overly optimistic about their recruitment projections.

Contributors

SIW is the guarantor of the study, had full access to all the data in the study, and is responsible for the integrity of the data and the accuracy of the data analysis. SIW contributed to the study conception and design, acquisition of data, analysis and interpretation of data, and writing of the report.

JCR contributed towards the selection of relevant data and extraction of data, as well as the drafting of the paper.

CRK contributed to the study design and the selection and extraction of the data.

IBHC contributed towards the selection, extraction, and analysis of the data, as well as the drafting of the paper and graphics within it.

OB contributed to the selection and extraction of the data, as well as the drafting of the paper.

RJ contributed to the selection and extraction of the data, as well as the drafting of the paper.

MS contributed to the selection and extraction of the data, as well as the drafting of the paper.

DH contributed to the study conception and design, the acquisition of data, the interpretation of data, as well as the drafting of the paper.

SAJ contributed to the selection and extraction of the data, as well as the drafting of the paper.

BN contributed to the selection and extraction of the data, as well as the drafting of the paper.

LF contributed to the selection and extraction of the data, as well as the drafting of the paper.

Funding

This research received no specific grant from any funding agency in the public, commercial or not-for-profit sectors.

Conflicts of interest statement

All authors have completed the Unified Competing Interest form at www.icmje.org/coi_disclosure.pdf (available on request from the corresponding author) and declare (1) No financial support for the submitted work from anyone other than their employer; (2) No financial relationships with commercial entities that might have an interest in the submitted work; (3) No spouses, partners, or children with relationships with commercial entities that might have an interest in the submitted work; (4) No non-financial interests that may be relevant to the submitted work.

Data sharing: Data set available on request from the corresponding author at s.j.walters@sheffield.ac.uk.

For peer review only

Figure 1: Flow diagram of search process for a review of trial reports published in the HTA Journal between 2004 and end of April 2016.

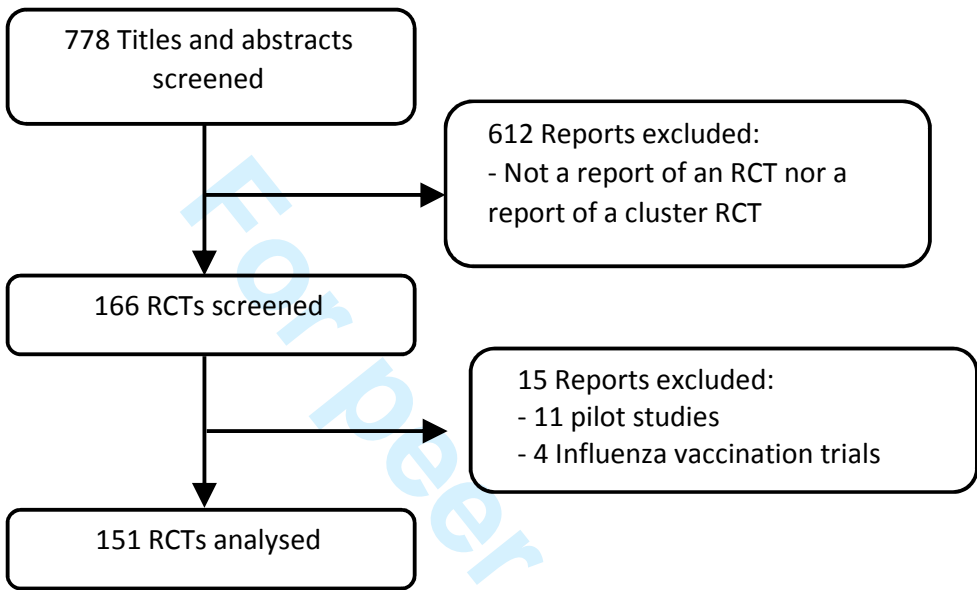


Table 1: Characteristics of the trials included in the review

Characteristic		n	(%)
Trial design (n=151)	Parallel	129	(85)
	Factorial	10	(7)
	Crossover	1	(1)
	Other (patient preference/Zelen's)	11	(7)
Arms (n=151)	2	101	(67)
	3	30	(21)
	4	13	(9)
	>4	7	(5)
Clinical Area (n=151)	Cancer/ Oncology	8	(5)
	Mental health	27	(18)
	Musculoskeletal	19	(13)
	Obstetrics and gynaecology	9	(6)
	Primary care	7	(5)
	Cardiovascular	12	(8)
	Gastrointestinal	6	(4)
	Respiratory	14	(9)
	Stroke	4	(3)
	Diabetes	4	(3)
	Dermatology (including ulcers)	10	(7)
	Other	31	(21)
Setting (n=151)	Hospital	82	(54)
	General practice	20	(13)
	Mixed	25	(17)
	Community	16	(11)
	Other	8	(5)
Intervention type (n=151)	Drug intervention	37	(25)
	Therapy	36	(24)
	Surgery	19	(13)

	Complex intervention	13	(9)
	Other	46	(30)
Control type (n=151)	Placebo	30	(20)
	Active	12	(80)
		1	
Patient blinded? (n=147)	No	29	(19)
	Yes	11	(79)
		8	
Centres outside UK? (n=151)	No	13	(91)
		7	
	Yes	13	(9)
Geographical spread (n=148)	Multiple regions	11	(80)
		9	
	Regional	29	(20)
Some form of pilot*?	Yes	59	(41)
	No	87	(60)
	Not stated	5	(3)

*Any mention of pilot work or feasibility study recorded.

Table 2: Recruitment and sample size characteristics of the trials included in the review

Characteristic (N=151)		n	(%)	Mean (SD)	Median (IQR)	Range
No. of centres	1	8	(5)	29 (35)	15	1-274
	2-5	23	(15)			
	6-10	21	(14)			
	11-20	33	(22)			
	21-50	35	(23)			
	51-100	22	(15)			
	>100	5	(3)			
	missing	4	(3)			
Original target recruitment	<=200	14	(9)	1231 (2946)	545	90-28000
	201-400	40	(26)			
	401-600	31	(21)			
	601-800	15	(10)			
	>800	50	(33)			
	missing	1	(1)			
Final target recruitment	<=200	17	(11)	1132 (2926)	480	44-28000
	201-400	49	(32)			
	401-600	27	(18)			
	601-800	13	(9)			
	>800	45	(30)			
Final total recruitment	<=200	24	(16)	1014 (2673)	424	19-24510
	201-400	48	(32)			
	401-600	28	(19)			
	601-800	12	(8)			
	>800	39	(26)			
Final recruitment target achieved	Yes	85	(56)			
	No, but with 80% of target	119	(79)			
	No, < 80% of target	32	(21)			
Timing of primary outcome follow up (months post-	<1 month	27	(18)	9 (10)	6	0-48
	1-6 months	54	(36)			

randomisation)					
	6-18 months	36	(24)		
	>18 months	21	(14)		
	missing	13	(9)		
Timing of final follow up (months post-randomisation)	<1 month	9	(6)	15 (18)	12 0.066-120
	1-6 months	20	(13)		
	6-18 months	84	(56)		
	>18 months	33	(22)		
	missing	5	(3)		

Table 3: Data completeness in relation to CONSORT guidelines and recruitment information

Trial characteristic (N=151)	n	(%)
Number screened	127	(84)
Number eligible	109	(72)
Number refused/ declined consent	106	(70)
Total recruitment	151	(100)
Number included in primary analysis (retention)	151	(100)
Number of centres	106	(70)
Maximum recruitment length	144	(95)
Centre specific recruitment length	34	(23)
Recruitment rate can be calculated	142	(94)

Table 4: Overall recruitment and retention rates

	Median	IQR	Range
Eligible patients consented and randomised (N=109)	70%	51-87%	14-100%
Recruited per centre per month (N=142)	0.92	0.43-2.79	0.04-57.75
Randomised patients retained and assessed in primary outcome (N=151)	89%	79-97%	23-100%

Table 5: Association between recruitment rate (number of patients/centre/month) and trial characteristics

Characteristic		n	Median	IQR	P-value
Setting	Hospital	82	1.22	(0.58, 2.61)	0.043 ^{a, c}
	General practice	20	0.52	(0.23, 0.85)	
	Mixed	25	0.98	(0.46, 3.57)	
	Community	16	1.62	(0.38, 4)	
	Other	8	3.62	(0.53, 11.48)	
Arms	2	101	0.98	(0.44, 3.01)	0.889 ^c
	3	30	0.89	(0.39, 5.86)	
	4	13	1.04	(0.76, 2.45)	
	>4	7	0.61	(0.39, 2.43)	
Control type	Placebo	30	1.29	(0.54, 4.01)	0.427 ^b
	Active	121	0.88	(0.42, 2.6)	
Original target recruitment	<=200	14	0.49	(0.21, 2.23)	0.033 ^d
	201-400	40	1.30	(0.51, 2.26)	
	401-600	31	0.87	(0.42, 2.33)	
	601-800	15	0.87	(0.39, 2.61)	
Final target recruitment	>800	50	1.34	(0.58, 5.73)	<0.001 ^d
	<=200	17	0.87	(0.59, 3.5)	
	201-400	49	1.96	(0.72, 5.68)	
	401-600	27	0.72	(0.42, 1.67)	
Total recruitment	601-800	13	0.41	(0.07, 1.14)	<0.001 ^d
	>800	45	0.89	(0.39, 4.42)	
	<=200	24	0.60	(0.34, 1.72)	
	201-400	48	1.40	(0.42, 4.28)	
Timing of final follow up	401-600	28	0.84	(0.39, 1.61)	0.352 ^d
	601-800	12	1.51	(0.28, 2.17)	
	>800	39	1.38	(0.43, 5.48)	
	<1 month	9	1.77	(0.39, 7.48)	
	1-6 months	41	1.11	(0.73, 5.43)	0.352 ^d
	6-18 months	63	0.62	(0.31, 1.98)	
	>18 months	33	0.87	(0.42, 3.85)	

a: The category “Other” was not included in Kruskal-Wallis test.
b: P-values are reported from a Wilcoxon rank sum test.
c: P-values are reported from a Kruskal-Wallis test.
d: P-values are reported from a nonparametric test of trend (Cuzick).

Table 6: Association between the trial retention rate (% of randomised participants with valid primary outcome data for analysis) and trial characteristics

	Characteristic	n	Median	IQR	P-value
Setting	Hospital	81	92.4	(81.7, 99.1)	0.019 ^{a, c}
	General practice	20	85.6	(77.4, 91.0)	
	Mixed	25	90.0	(84.8, 97.4)	
	Community	16	85.4	(79.1, 96.1)	
	Other	8	99.4	(98.8, 100.0)	
Arms	2	100	0.90	(0.82, 0.98)	0.747 ^c
	3	30	0.89	(0.79, 0.97)	
	4+	20	0.92	(0.83, 0.97)	
Control type	Placebo	30	90.0	(88.7, 99.4)	0.166 ^b
	Active	120	89.9	(81.0, 97.4)	
Final target recruitment	<=200	17	93.7	(87.6, 98.3)	<0.001 ^d
	201-400	49	89.2	(79.8, 96.8)	
	401-600	27	86.7	(72.2, 100.0)	
	601-800	13	86.3	(83.2, 89.9)	
Total recruitment	>800	44	94.0	(76.4, 99.4)	<0.001 ^d
	<=200	23	94.7	(86.4, 100.0)	
	201-400	48	89.1	(79.3, 96.4)	
	401-600	28	85.7	(81.7, 92.5)	
Timing of final follow up	601-800	12	89.9	(88.5, 94.6)	0.693 ^d
	>800	39	94.0	(77.8, 99.3)	
	<1 month	9	99.3	(77.4, 100.0)	
	1-6 months	41	94.6	(84.8, 100.0)	
	6-18 months	62	86.2	(75.1, 96.8)	
	>18 months	33	89.2	(85.6, 95.4)	

a: The category "Other" was not included in Kruskal-Wallis test.

b: P-values are reported from a Wilcoxon rank sum test.

c: P-values are reported from a Kruskal-Wallis test.

d: P-values are reported from a nonparametric test of trend (Cuzick).

Table 7: Comparison of current review with results of two previous reviews in terms of successful recruitment to target sample size and extensions to recruitment

Review	McDonald et al.	Sully et al.	This study	This study
Recruitment period	1994-2002	2002-2008	2009-2016	2004-2016
Number of trials in the study	N=122	N=73	N=90	N=151
Recruited 100% of original target	38 of 122 (31%)	40 of 73 (55%)	45 of 90 (50%)	61 of 151 (40%)
Original target was revised	42 of 122 (34%)	14 of 73 (19%)	35 of 90 (39%)	52 of 151 (34%)
Original target revised upward	6 of 42 (14%)	5 of 14 (36%)	10 of 35 (29%)	11 of 52 (21%)
Original target revised downward	36 of 42 (86%)	9 of 14 (64%)	25 of 35 (71%)	41 of 52 (79%)
Recruited 80% of original target	67 of 122 (55%)	57 of 73 (78%)	65 of 90 (72%)	95 of 151 (63%)
Recruited 100% of revised target	19 of 42 (45%)	10 of 14 (71%)	26 of 35 (74%)	28 of 52 (54%)
Recruited 80% of revised target	34 of 42 (80%)	13 of 14 (93%)	31 of 35 (89%)	48 of 52 (92%)
Extended their recruitment	65 of 122 (54%)	33 of 73 (45%)	28 of 90 (31%)	49 of 151 (32%)

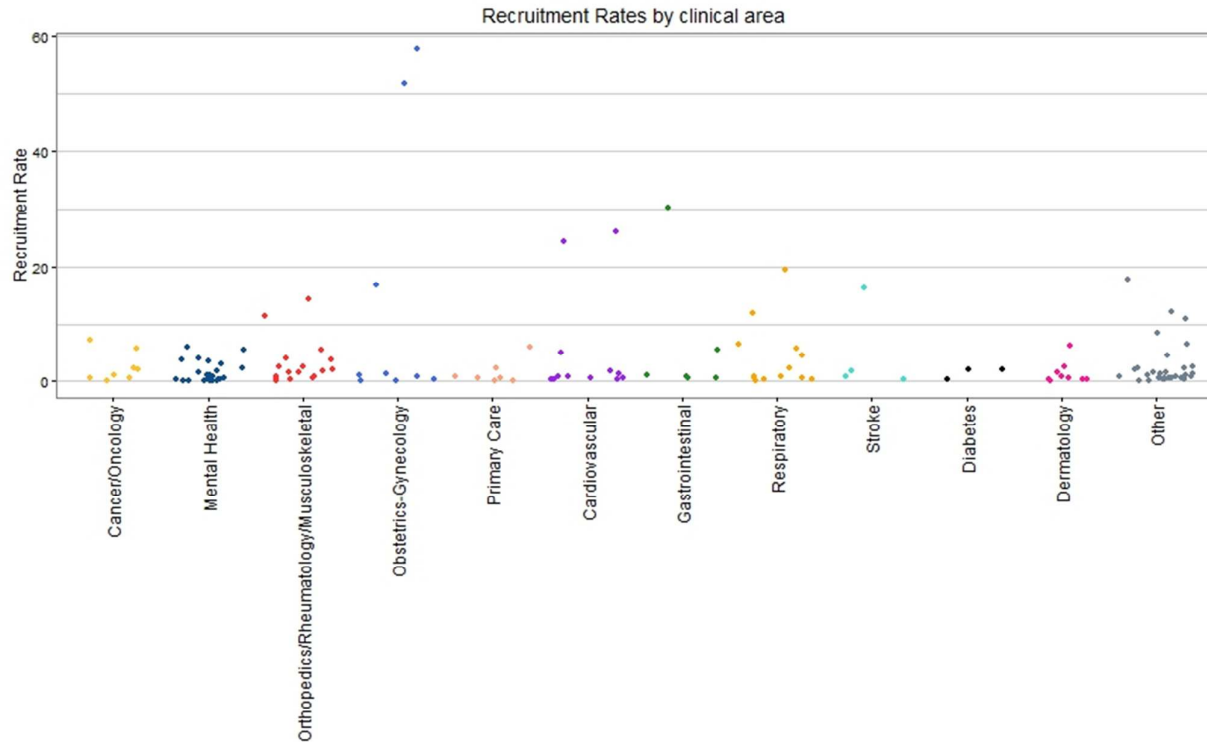


Figure 2: Recruitment Rates by clinical area for the 151 HTA trials considered.

References

1. Chakma J Gordon H, Sun MD, Steinberg, JD, Sammut, SM, Jagsi R. Asia's Ascent — Global Trends in Biomedical R&D Expenditures. *N Engl J Med* 2014; 370:3-6January 2, 2014 DOI: 10.1056/NEJMp1311068.

2. National Institute for Health Research Annual Report 2014/15.

3. McDonald AL, Knight RC, Campbell MK, Entwistle VA, Grant AM, Cook, JA et al. What influences recruitment to randomised controlled trials? A review of trials funded by two UK funding agencies. *Trials* 2006;7(1).

4. Sully BG, Julious SA, Nicholl J. A reinvestigation of recruitment to randomised, controlled, multicenter trials: a review of trials funded by two UK funding agencies *Trials* 2013;14:166.

5. Prescott RJ, Counsell CE, Gillespie WJ, Grant AM, Russell IT, Kiauka S et al. Factors that limit the quality, number and progress of randomised controlled trials *Health Technol Assess* (Winchester, England). 1999;3(20):1-143.

6. Treweek S, Mitchell E, Pitkethly M, Cook J, Kjeldstrom M, Taskila T et al. Strategies to improve recruitment to randomised controlled trials. *Cochrane Database Syst Rev* 2010;4.

7. Rendell, JM, Merritt, RD, Geddes, JR. Incentives and disincentives to participation by clinicians in randomised controlled trials. *Cochrane Database Syst Rev* 2007;2.

8. Brueton VC, Tierney J, Stenning S, Harding, S, Meredith, S, Nazareth, I et al. Strategies to improve retention in randomised trials. *Cochrane Database Syst Rev* 2013;12.

9. King M, Nazareth I, Lampe F, Bower P, Chandler M, Morou M, et al. Conceptual framework and systematic review of the effects of participants' and professionals' preferences in randomised controlled trials. *Health Technol Assess* 2005;9(35):1-186.

10. Raftery, J, Bryant J, Powell J, Kerr C, Hawker S. Payment to healthcare professionals for patient recruitment to trials: systematic review and qualitative study. *Health Technol Assess* 2008;12(10):1-128.

11. Smith TC, Hickey H, Clarke M, Blazeby J, Williamson P. The trials methodological research agenda: results from a priority setting exercise *Trials* 2014;15:32.

12. Begg C, Cho M, Eastwood S, Horton R, Moher D, Olkin I et al. Improving the quality of reporting of randomized controlled trials. The CONSORT statement. *JAMA* 1996;276:637-9.

13. Altman DG. Better reporting of randomised controlled trials: the CONSORT statement. *BMJ* 1996;313(7057):570-571.
14. Moher D, Schulz KF, Altman DG. The CONSORT statement: revised recommendations for improving the quality of reports of parallel group randomized trials. *Ann Intern Med* 2001;134:657-662.
15. Schulz KF, Altman DG, Moher D, for the CONSORT Group. CONSORT 2010 Statement: updated guidelines for reporting parallel group randomised trials. *BMJ* 2010;340:c332.
16. Edwards SJL, Braunholtz DA, Lilford RJ, Stevens AJ. Ethical issues in the design and conduct of cluster randomised controlled trials. *BMJ* 1999;318(7195):1407-1409.
17. Schulz KF, Altman DG, Moher D. Factors that limit the quality, number and progress of randomised controlled trials. *BMC medicine* 2010;8(1):18.
18. Campbell MJ, Machin D, Walters SJ. *Medical Statistics: A text book for the health sciences*. 4th edition. Chichester: Wiley 2007.
19. Cuzick, J. A Wilcoxon-type test for trend. *Statistics in medicine* 1985;4(1):87-90.
20. R Core Team. R: A Language and environment for statistical computing. R Foundation for Statistical Computing, Vienna, Austria. 2016 (<https://www.r-project.org/>).
21. Roberts I, Shakur H, Coats T, Hunt B, Balogun E, Barnetson L et al. The CRASH-2 trial: a randomised controlled trial and economic evaluation of the effects of tranexamic acid on death, vascular occlusive events and transfusion requirement in bleeding trauma patients. *Health Technol Assess* 2013;17(10).
22. Kitchener HC, Almonte M, Gilham C, Dowie R, Stoykova B, Sargent A et al. ARTISTIC: a randomised trial of human papillomavirus (HPV) testing in primary cervical screening. *Health Technol Assess* 2009;13(51).
23. Robson SC, Kelly T, Howel D, Deverill M, Hewison J, Lie ML, et al. Randomised preference trial of medical versus surgical termination of pregnancy less than 14 weeks' gestation (TOPS). *Health Technol Assess* 2009;13(53):1-124.
24. Townsend J, Wolke D, Hayes J, Dave S, Rogers C, Bloomfield L et al. Routine examination of the newborn: the EMREN study. Evaluation of an extension of the midwife role including a randomised controlled trial of appropriately trained midwives and paediatric senior house officers. *Health Technol Assess* 2004;8(14).

25. Robson SC, Kelly T, Howel D, Deverill M, Hewison J, Lie ML et al. Randomised preference trial of medical versus surgical termination of pregnancy less than 14 weeks' gestation (TOPS). *Health Technol Assess* 2009;13(53).

26. Wiggins M, Oakley A, Roberts I, Turner H, Rajan L, Austerberry H et al. The social support and family health study: a randomised controlled trial and economic evaluation of two alternative forms of postnatal support for mothers living in disadvantaged inner-city areas. *Health Technol Assess* 2004;8(32).

27. Kalra L, Evans A, Perez I, Knapp M, Swift C, Donaldson N. A randomised controlled comparison of alternative strategies in stroke care. *Health Technol Assess* 2005;9(18).

28. Sharples L, Hughes V, Crean A, Dyer M, Buxton M, Goldsmith K et al. Cost-effectiveness of functional cardiac testing in the diagnosis and management of coronary artery disease: a randomised controlled trial. The CECaT trial. *Health Technol Assess* 2007;11(49).

29. Goodacre S, Bradburn M, Fitzgerald P, Cross E, Collinson P, Gray A et al. The RATPAC (Randomised Assessment of Treatment using Panel Assay of Cardiac markers) trial: a randomised controlled trial of point-of-care cardiac markers in the emergency department. *Health Technol Assess* 2011;15(23).

30. Pickard R, Lam T, MacLennan G, Starr K, Kilonzo M, McPherson G et al. Types of urethral catheter for reducing symptomatic urinary tract infections in hospitalised adults requiring short-term catheterisation: multicentre randomised controlled trial and economic evaluation of antimicrobial- and antiseptic impregnated urethral catheters (the CATHETER trial). *Health Technol Assess* 2012;16(47).

31. Allen S, Wareham K, Wang D, Bradley C, Sewell B, Hutchings H et al. A high-dose preparation of lactobacilli and bifidobacteria in the prevention of antibiotic-associated and *Clostridium difficile* diarrhoea in older people admitted to hospital: a multicentre, randomised, double-blind, placebo-controlled, parallel arm trial (PLACIDE). *Health Technol Assess* 2013;17(57).

32. Nicholson KG, Abrams KR, Batham S, Medina MJ, Warren FC, Barer M et al. Randomised controlled trial and health economic evaluation of the impact of diagnostic testing for influenza, respiratory syncytial virus and *Streptococcus pneumoniae* infection on the management of acute admissions in the elderly and high-risk 18- to 64-year-olds. *Health Technol Assess* 2014;18(36).

33. Walters SJ. Quality of life outcomes in clinical trials and health care evaluation: a practical guide to analysis and interpretation. Chichester: Wiley 2009.

34. White D, Hind D. Projection of participant recruitment to primary care research: a qualitative study.

Trials. 2015;16:473. doi: 10.1186/s13063-015-1002-9.

35. Stuardi T, Cox H, Torgerson DJ. Database recruitment: a solution to poor recruitment in randomized trials? *Fam Pract* 2011;28:329–333.
36. Cooper CL, Hind D, Duncan R, Walters S, Lartey A, Lee E et al. A rapid review indicated higher recruitment rates in treatment trials than in prevention trials. *J Clin Epidemiol* 2015;68:3:347–354.

For peer review only

BMJ Open

Recruitment and retention of participants in randomised controlled trials: a review of trials funded and published by the United Kingdom Health Technology Assessment Programme



Journal:	<i>BMJ Open</i>
Manuscript ID	bmjopen-2016-015276.R1
Article Type:	Research
Date Submitted by the Author:	23-Jan-2017
Complete List of Authors:	Walters, Stephen; University of Sheffield, SchARR Henriques-Cadby, Ines; University of Sheffield, SchARR Bortolami, Oscar; The University of Sheffield, School of Health and Related Research Flight, Laura ; The University of Sheffield, School of Health and Related Research Hind, Daniel; University of Sheffield Jacques, Richard; University of Sheffield, School of Health and Related Research Knox, Christopher; The University of Sheffield, School of Health and Related Research Nadin, Ben; The University of Sheffield, School of Health and Related Research Rothwell, Joanne; University of Sheffield School of Health and Related Research Surtees, Michael; The University of Sheffield, School of Health and Related Research Julious, Steven; The University of Sheffield, Medical Statistics Group, SchARR,
Primary Subject Heading:	Research methods
Secondary Subject Heading:	Health services research, Public health
Keywords:	recruitment, Retention, Randomised Controlled Trials, Health Technology Assessment, Publicly funded, review

SCHOLARONE™
Manuscripts

Title

Recruitment and retention of participants in randomised controlled trials: a review of trials funded and published by the United Kingdom Health Technology Assessment Programme

Stephen J. Walters, Inês Bonacho dos Anjos Henriques-Cadby, Oscar Bortolami, Laura Flight, Daniel Hind, Richard M. Jacques, Christopher Knox, Ben Nadin, Joanne Rothwell, Michael Surtees, Steven A. Julious

School of Health and Related Research
University of Sheffield
Regent Court
30 Regent Street
Sheffield
S1 4DA

Correspondence to: s.j.walters@sheffield.ac.uk
Telephone: +44 (0) 114 2220730

Word count: 3618

Keywords:

Review
Recruitment
Retention
Randomised Controlled Trials
Health Technology Assessment
Publicly funded

ABSTRACT

Background

Substantial amounts of public funds are invested in health research worldwide. Publicly funded randomised controlled trials (RCTs) often recruit participants at a slower than anticipated rate. Many trials fail to reach their planned sample size within the envisaged trial timescale and trial funding envelope.

Objectives

To review the consent, recruitment and retention rates for single and multi-centre randomised control trials funded and published by the United Kingdom’s National Institute for Health Research (NIHR) Health Technology Assessment (HTA) Programme.

Data sources and study selection

HTA reports of individually randomised single or multi-centre RCTs published from the start of 2004 to the end of April 2016 were reviewed.

Data extraction

Information was extracted, relating to the trial characteristics, sample size, recruitment and retention by two independent reviewers.

Main outcome measures

Target sample size and whether it was achieved; recruitment rates (number of participants recruited per centre per month) and retention rates (randomised participants retained and assessed with valid primary outcome data).

Results

This review identified 151 individually randomised controlled trials from 787 NIHR HTA reports. The final recruitment target sample size was achieved in 56% (85/151) of the RCTs and more than 80% of the final target sample size was achieved for 79% of the RCTs (119/151). The median recruitment rate (participants per centre per month) was found to be 0.92 (IQR 0.43 to 2.79) and the median retention rate (proportion of participants with valid primary outcome data at follow-up) was estimated at 89% (IQR 79% to 97%).

Conclusions

There is considerable variation in the consent, recruitment and retention rates in publicly funded RCTs. Investigators should bear this in mind at the planning stage of their study and not be overly optimistic about their recruitment projections.

Strengths and limitations of this study

- Substantial amounts of public funds are spent on health care research and randomised controlled trials (RCTs) and this is potentially wasted if a trial fails to recruit to time and target sample size. Trialists and funders have highlighted recruitment and retention as a key issue for the conduct of RCTs.
- This study reports the recruitment and retention rates for 151 single and multi-centre randomised control trials funded by the United Kingdom's National Institute for Health Research (NIHR) Health Technology Assessment (HTA) Programme and published in the Health Technology Assessment Journal between 2004 and 2016.
- There is considerable variation in the consent, recruitment and retention rates in publicly funded RCTs.
- Crude recruitment rates, assuming all centres were recruiting for the same time period were calculated; as such the recruitment rate estimates may be an underestimation of the true recruitment rate. The study was restricted to publicly funded RCTs published as reports in the HTA Journal and not commercially sponsored trials.
- Recruitment to trials is complex and the complete picture cannot be untangled in a simple review.

Introduction

Substantial amounts of public funds are invested in medical research worldwide with an estimate of \$100 billion US dollars in 2012 [1]. In 2014/15, the National Institute for Health Research (NIHR) in England spent £237.6 million across a broad range of research programmes and initiatives to ensure that patients and the public benefit from the most cost effective, up-to-date health interventions and treatments [2]. A substantial proportion of this research expenditure was invested in Randomised Controlled Trials (RCTs) to assess the clinical and cost-effectiveness of new health technologies. RCTs are widely regarded as the most powerful research design for evaluating new health technologies and decision makers, such as the United Kingdom’s National Institute for Health and Care Excellence (NICE), are increasingly using the results of RCTs to guide practice and policy.

A frequently reported problem with publicly funded RCTs is that the recruitment of participants is often slower or more difficult than expected. Many trials fail to reach their planned sample size within the originally envisaged trial timescale and trial funding envelope. A review of a cohort of 122 trials funded by the United Kingdom (UK) Medical Research Council (MRC) and the NIHR Health Technology Assessment programme (HTA), between 1994 and 2002 found that less than a third (31%) of the trials achieved their original patient recruitment target; 55/122 (45.1%) achieved less than 80% of their original target and half (53%) were awarded an extension [3]. This situation has improved marginally over time, with a recent review of 73 HTA/MRC funded studies recruiting between 2002 and 2008 [4], finding that 55% (40/73) of the trials achieved their original patient recruitment target; 16/73 (22%) achieved less than 80% of their original target and 45% (33/73) were awarded an extension [4].

A HTA commissioned review recommended further research is required, particularly in relation to: problems being experienced and solutions employed in current RCTs; the optimum structure, staffing and organisation for the conduct of large and small trials; and the factors which influence the participation [5] in RCTs. Several Cochrane systematic reviews have suggested strategies to improve the recruitment [6, 7] and retention [8] of participants to RCTs. These recruitment strategies include: telephone reminders; requiring potential participants to opt-out of being contacted by the trial team regarding participation; and open (unblinded) designs. Other HTA commissioned reviews have shown that participant and clinician preferences, for the intervention, can affect trial recruitment [9] and that payment to healthcare professionals for patient recruitment to trials acts as a limited incentive [10]. However despite the growing literature summarising the barriers and facilitators to recruitment to RCTs only 55% of trials are recruiting to within 80% of the target. A recent survey amongst the Directors of the Clinical Trials Units registered with the UK NIHR Clinical Research Network identified priorities for research into the methodology of trials. The top three priorities were improving recruitment, choice of outcomes, and improving retention [11].

The Consolidated Standards of Reporting Trials (CONSORT) Statement, first published in 1996 [12, 13], and revised in 2001 [14] and 2010 [15], is a set of standards for publication of results of RCTs in medical journals. They are both for the article itself and the article abstract [15]. The CONSORT statement includes details of the number of eligible patients; number of patients randomised; number of recruiting centres and recruitment time period (start and finish time of recruitment). A review of publicly funded RCTs was carried

out to evaluate how well recruitment and retention figures are reported; how successful RCTs are in reaching their target sample size and retaining participants and to assess recruitment rates.

Methods

Trial Identification

Reports of individually randomised controlled trials published in the NIHR Health Technology Assessment (HTA) Journal from January 2004 to April 2016 were reviewed. The HTA Journal publishes research on the effectiveness, costs and broader impact of health technologies for those who use, manage and provide care in the NHS. Reports are published in the HTA Journal if (1) they have resulted from work for the NIHR Health Technology Assessment (HTA) Programme, and (2) they are of a sufficiently high scientific quality as assessed by the external reviewers and journal editors (<http://www.journalslibrary.nihr.ac.uk/hta/about-the-journal>). Trial reports published in the HTA Journal were chosen as they are of high quality and provide detailed trial and recruitment information including the number of centres and recruitment period.

A pilot review of 30 trials reported in five major journals: British Medical Journal (BMJ), The Lancet, New England Journal of Medicine, The Journal of the American Medical Association (JAMA) and Annals of Internal Medicine as well as six trials reported in the HTA Journal, found that there was sufficient information to calculate the recruitment rate for only 23 out of the 30 trials reported in the journals. This information was available for all six trials reported in the HTA Journal. The pilot identified six trials published in the HTA journal over a seven month period and with a basic extrapolation over a twelve year publication period it was deemed this would provide a large and manageable number of trials for review. Limiting the review to publicly funded trials published in the HTA Journal identified trials from medicine, surgery and therapy as well as from a range of disease areas.

The HTA Journal reports were obtained from the NIHR Journals Library website (<http://www.journalslibrary.nihr.ac.uk/hta> - date last accessed 10 August 2016) along with any previously published trial paper, protocol paper or trial protocol, where available. For trials that had a published International Standardised Randomised Controlled Trial Number (ISRCTN) number this was used to check the ISRCTN register of clinical trials for any additional information, a trial website or any previously unobtainable trial reports (cf. <http://www.isrctn.com/>). The trial report published in the HTA Journal was used as the main resource where there were discrepancies in reporting. The titles and abstracts of all reports published in the HTA journal from January 2004 to April 2016 were checked for relevance. January 2004 was chosen as a start date for the review because there were relatively few reports of RCTs in the first 7 years of the HTA Journal from 1997 to 2003 (13 RCTs out of 208 reports).

Inclusion/ Exclusion Criteria

Trials included in the review were single and multi-centre RCTs that were either fully or partially randomised and recruitment to the trial had finished. Where trials had reported early termination, either prior to completion of recruitment or following recruitment but prior to completion of follow up, the trials were retained in the review and the reason for the termination was noted. Trials that were nested parallel trials as part of another RCT were included as were trial reports of two or more parallel RCTs. Trials that were excluded include: cluster randomised trials as these have separate specific recruitment issues [16]; adaptive designs and pilot trials. HTA reports of a pilot trial that went on to a full trial were retained and the results from the full trial were extracted and included in the review. Trials of influenza vaccination were excluded as these recruit patients over a short period of time, usually one to three months, and so have an exceptionally high recruitment rate.

Data Extraction

Once HTA reports had been selected for inclusion, information was extracted, using a standardised data extraction form. For each trial the following general trial information was extracted: the trial design, the clinical area, use of blinding, intervention type, type of control, number of arms, single or multi centre and number of centres, recruitment setting and the number and timing of follow up visits. Data relating to the sample size and recruitment rate was extracted including: the target and actual sample size, the overall and centre specific recruitment period and CONSORT information on the numbers screened, consented, randomised and analysed with the primary outcome [17]. Where available more detailed trial information was recorded including: use of a pilot, whether there was support from a trials unit, geographical region, recruitment strategy and country where the trial took place. Data extraction was carried out by a team of reviewers. Each article was independently reviewed by a second member of the review team. Any uncertainties were resolved by discussion.

The standard of reporting of trial information was good but for some variables the details were not always available. There was limited information about whether trials had any form of pilot phase or had involvement from a clinical trials unit. These features were recorded as absent where they were not mentioned.

The primary outcome for the review was considered to be the recruitment rate for each trial. To calculate this accurately the centre specific recruitment periods within the trials were extracted. However, this was generally poorly reported.

Analysis

The recruitment rate was defined as the number of participants recruited and randomised per centre per month. This was summarised and compared using median rates and the interquartile range (IQR) due to the

skewness of the distribution of the data [18]. For secondary outcomes, the percentage of eligible patients randomised and randomised patients assessed and analysed with the primary outcome (retention), were expressed in terms of the median and IQR. Comparisons were made between categories of different characteristics using appropriate non-parametric tests; Wilcoxon rank sum (for characteristics with two levels), Kruskal-Wallis (three or more nominal levels) and non-parametric test of trend (three or more ordered levels) [19]. Additionally, associations between trial characteristics and recruitment rates were investigated individually using Wilcoxon rank sum tests to compare trials on the presence and absence of certain characteristics. Analysis was carried out on a complete case basis so where the characteristic information, the recruitment or retention data was missing these were excluded. Data were collected in Excel and transferred to the R statistical software for analysis [20].

The recruitment period was calculated as the time between dates of recruitment start and recruitment completion. If only months were reported the recruitment period was estimated as the time between the 1st of the first month and the end of the final month unless explicitly stated otherwise. If the date of the first recruit was reported instead of the date of start of recruitment then the 1st of the month of the first recruit was taken as the start of recruitment. Start of screening was used to calculate the recruitment period where the start of recruitment was not reported. In cases where information on the start and end of the recruitment period were not explicitly reported this was estimated from subtracting the length of the follow up period from the length of study period where this was suitably reported.

The recruitment rate was calculated in two distinct ways. Firstly, to calculate the overall recruitment rate, the total number of patients recruited was divided by the maximum number of sites recruiting, then divided by total number of months that the trial recruited for. In reality the opening of trial sites is likely to be staggered. For the majority of trials most sites do not recruit for the entire recruitment period. For this reason this estimate of the overall recruitment rate for multicentre trials is likely to be an underestimate. To account for the differences in start-up times for sites and the corresponding site specific recruitment periods, where available, the centre specific recruitment periods were extracted. These were averaged over the number of sites to give an average centre specific recruitment period. An average recruitment rate was calculated as the total number of patients recruited, divided by the maximum number of sites and then divided by the average number of months recruiting.

Results

In total 778 reports were published between January 2004 and April 2016 in the HTA Journal and 596 of these were excluded following screening of all titles and abstracts. The search produced 191 trial reports of randomised trials of which a further 40 were excluded for various reasons (18 cluster randomised controlled trials; 15 pilot/feasibility studies; 3 influenza vaccination trials and 4 excluded for other reasons). The 15 pilot/feasibility studies were standalone/external trials at the outset and were not definitive trials that were

changed to a pilot study as a result of poor recruitment. One-hundred and fifty one individually randomised controlled trials were included in the review and analysed as shown in Figure 1.

Trial Characteristics

The characteristics of the 151 trials included in the review are summarised in Table 1. The majority of trials were two armed, parallel group, multicentre trials. Trials were identified from a variety of different clinical areas with 18% (27/151) of trials in mental health, including neurosciences, psychiatry and psychology, and 13% (19/151) of trials of musculoskeletal conditions, including orthopaedics, rheumatology and back pain. Trials were most commonly set in hospitals (54% (82/151)) and 91% (137/151) took place solely in the UK. Drug trials were as common as therapy trials, both occurred more frequently than surgery trials. 30% (46/151) of trials used an intervention that was not easily categorised and there was a far greater number of trials that used an active control (80% (121/151)) compared to a placebo (20% (30/151)).

The trial characteristics relating to recruitment and sample size are summarised in Table 2. The final recruitment/sample size target ranged from 44 participants to 28,000 and final total actual/achieved recruitment ranged from 19 participants to 24,510. Two trials targeted and achieved recruitment of 20,000 or more participants; one of these was a trial of trauma patients [21] and the other was a cervical screening trial [22]. Overall 56% (85/151) of trials recruited to their final recruitment target and 79% (119/151) managed to recruit to within 80% of the recruitment target. For 34% (52/151) of trials the original sample size target was revised (downward in 79% (41/52)). Eight single centre trials were identified. Five trials recruited in more than 100 centres; the maximum number of centres was 274. The majority of trials had a final follow up visit at 18 months or less post-randomisation and the longest reported final follow up was ten years post-randomisation.

CONSORT and Recruitment Data

The data completeness in relation to CONSORT and recruitment information is summarised in Table 3. Out of the 151 trials identified 95 (63%) demonstrated complete compliance with the CONSORT statement and reported each of the number: screened, eligible, declined consent, recruited and assessed in their primary outcome. The number of participants recruited, randomised and assessed for the primary outcome, used to measure retention, was available for all 151 trials. To calculate the recruitment rate 144 out of 151 trials reported the maximum length of the recruitment period, from first centre opening to completion of recruitment, and 106 reported the total number of centres that recruited at least one participant. Centre specific recruitment information, used to calculate an average recruitment period per centre, could only be extracted from 34 of the 111 trials (25%). The overall recruitment rate, based on the maximum recruitment length, was calculated for 142 out of 151 RCTs.

Recruitment and Retention Rates

From the 142/151 (94%) trials with sufficient information the median recruitment rate was found to be 0.92 patients recruited per centre per month. This ranged from 0.04 to 57.75 patients per centre per month, with 80th and 90th percentiles of 4.4 and 10.1 patients recruited per centre per month respectively. The two studies found to have the largest recruitment rates were single centre studies [23 24], recruited from obstetrics and gynaecological populations (Figure 2). The eight single centre studies produced five of the nine [25, 24, 26, 27, 28, 29, 30, 31, 32] largest recruitment rates ranging from 16 to 58 patients per centre per month. Taking the multi-centre studies on their own the median recruitment was 0.86 patients recruited per centre per month with a range from 0.04 to 30.11 patients recruited per centre per month. A median of 70% (IQR 51% to 87%) of eligible patients were consented and randomised and a median 89% (IQR 79% to 97%) of randomised patients had valid primary outcome data for analysis (Table 4).

Tables 5 and 6 summarise the trial recruitment and retention rates by various trial characteristics (setting, number of arms, control type, original and final recruitment targets, total number recruited and time of follow up). There is some statistical evidence of an association between trial setting, final recruitment target and the total number recruited although there is no clear pattern to these associations.

Table 7 compares the results of the current review, in terms of successful recruitment to target sample size, with two previous reviews [3, 4]. It should be noted that there is some overlap in the trials included in our review and Sully et al; so we have included a column with the non-overlapping time interval for the 2009-2016 data. Table 7 shows that reaching 100% of the original sample size target is lower in 2009-16 than previous periods/reviews; with only 50% (45/90) achieving the original sample size target. The original sample size target was revised in 39% (35/90) of trials; and this revision was downwards for the majority of trials, 71% (25/35).

Discussion and conclusions

This study provides a comprehensive review of the recruitment and retention data of a cohort of 151 RCTs funded and published by the UK NIHR HTA programme from 2004 to 2016. This review found that the final recruitment target sample size was achieved in 56% (85/151) of the RCTs; the median recruitment rate (participants per centre per month) was 0.92 (IQR 0.43 to 2.79) and the median retention rate 89% (IQR 79% to 97%).

This review found that 56% of publicly funded RCTs achieve their target sample size, a similar figure to that found in the most recent review of 55%, by Sully et al which covered the period of 2002 to 2008 [4]. However, there is still a suggestion that recruitment success is improving slightly compared to the previous review covering the period of 1994 to 2002 [3]. Even though the recruitment picture is improving there is certainly still room for improvement with more than half of the 151 publicly funded RCTs not recruiting to target which in some cases was revised down during the course of the trial. These findings are congruent with the concerns of clinical trials unit directors [11].

There is a possible relationship between planned sample size and recruitment rate with recruitment rate increasing as the target sample size increases. Sample sizes are inflated for expected attrition or non-response and this is commonly set at 10% to 20% [18, 33]. The estimate of average retention was 89%

suggesting that the current inflation of sample sizes for attrition is reasonable. Overall retention is not as big an issue as recruitment in terms of fulfilling a sample size for a primary outcome. These findings slightly contrast with the concerns of clinical trials unit directors' [11]. The retention figure, however, will be affected by the number of trials with short-term outcomes and the use of survival analysis methods with time to event outcomes, where missing outcomes are typically censored at the time of any loss to follow-up and but included in the analysis.

This study has several limitations. Data extraction was carried out by two independent reviewers. Reviewers conferred to try to ensure consistency in the interpretation of data extraction items; but it is possible that errors have occurred. Crude recruitment rates, assuming all centres were recruiting for the same time period were calculated; as such the recruitment rate estimates may be an underestimation of the true recruitment rate. The study was restricted to publicly funded RCTs published as reports in the HTA Journal and not commercially sponsored trials. There is a possibility of publication bias as this study is restricted to trials that have had their results published in the NIHR HTA Journal; as not all funded trials are actually published. However the possibility of publication bias is small as a review of projects funded by the NIHR HTA programme, between 2002 and 2011, found that 98% (274/280) published in the programme's journal [34]. The HTA's expectation (in line with their contract) is that all HTA Programme funded studies publish in the NIHR Journals Library, even when they have had to close early because of, for example, poor recruitment. The HTA will ask investigators to include a section /chapter on the challenges faced and lessons learned that will then inform other researchers who might be considering similar research.

There are limitations in drawing conclusions from this data, not least in the accuracy of the recruitment rates calculated, potential confounders not accounted for and in some cases underlying factors that cannot be measured in the data. Recruitment to trials is complex and the complete picture cannot be untangled in a simple review. This review does however, provide some pointers to factors that might need to be considered when estimating recruitment periods for randomised controlled trials and could be used in models of recruitment projection. Recent qualitative research has also highlighted that realistic estimation of recruitment rates is complex and that early planning and pilot and feasibility work to help project trial recruitment is important [35].

In practice, recruitment rates will vary, depending on whether the target population is acute, where opportunistic recruitment will target incident cases, or chronic, where database recruitment can effectively target prevalent cases [35, 36]. It will also vary according to whether the intervention is therapeutic or preventive [37] and the base incidence and prevalence rate of the condition.

Based on this review for most publicly funded trials the recruitment rate is likely to be between 1 and 2 participants per centre per week (4 to 10 a month). There is considerable variation in the consent, recruitment and retention rates in publicly funded RCTs. Investigators should bear this in mind at the planning stage of their study and not be overly optimistic about their recruitment projections.

Contributors

SJW is the guarantor of the study, had full access to all the data in the study, and is responsible for the integrity of the data and the accuracy of the data analysis. SJW contributed to the study conception and design, acquisition of data, analysis and interpretation of data, and writing of the report.

JCR contributed towards the selection of relevant data and extraction of data, as well as the drafting of the paper.

CRK contributed to the study design and the selection and extraction of the data.

IBHC contributed towards the selection, extraction, and analysis of the data, as well as the drafting of the paper and graphics within it.

OB contributed to the selection and extraction of the data, as well as the drafting of the paper.

RJ contributed to the selection and extraction of the data, as well as the drafting of the paper.

MS contributed to the selection and extraction of the data, as well as the drafting of the paper.

DH contributed to the study conception and design, the acquisition of data, the interpretation of data, as well as the drafting of the paper.

SAJ contributed to the selection and extraction of the data, as well as the drafting of the paper.

BN contributed to the selection and extraction of the data, as well as the drafting of the paper.

LF contributed to the selection and extraction of the data, as well as the drafting of the paper.

Funding

This research received no specific grant from any funding agency in the public, commercial or not-for-profit sectors.

Conflicts of interest statement

All authors have completed the Unified Competing Interest form at www.icmje.org/coi_disclosure.pdf (available on request from the corresponding author) and declare (1) No financial support for the submitted work from anyone other than their employer; (2) No financial relationships with commercial entities that might have an interest in the submitted work; (3) No spouses, partners, or children with relationships with commercial entities that might have an interest in the submitted work; (4) No non-financial interests that may be relevant to the submitted work.

Data sharing: Data set available on request from the corresponding author at s.j.walters@sheffield.ac.uk.

Figure 1: Flow diagram of search process for a review of trial reports published in the HTA Journal between 2004 and end of April 2016.

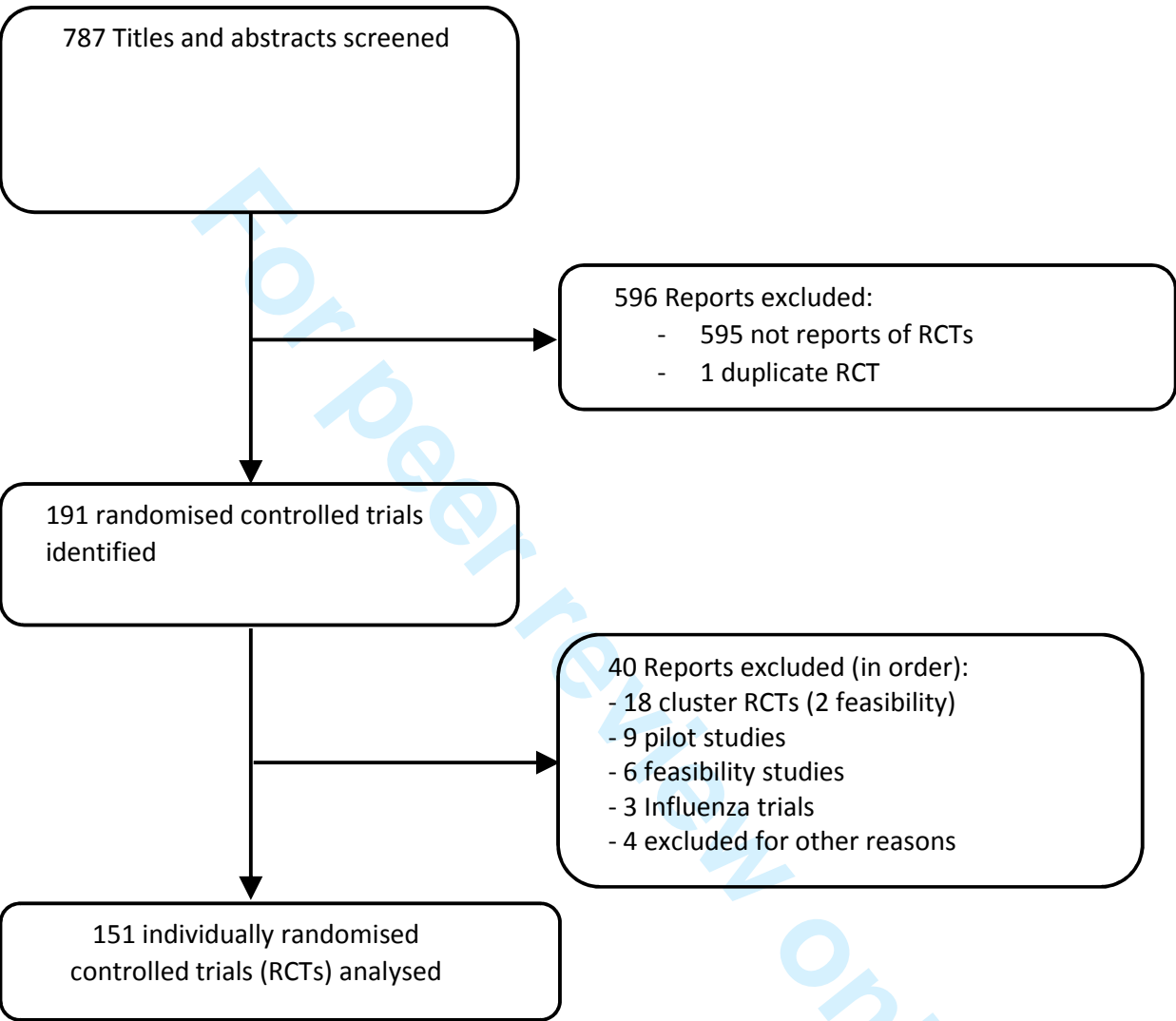


Table 1: Characteristics of the trials included in the review

Characteristic		n	(%)
Trial design (n=151)	Parallel	129	(85)
	Factorial	10	(7)
	Crossover	1	(1)
	Other (patient preference/Zelen's)	11	(7)
Arms (n=151)	2	101	(67)
	3	30	(21)
	4	13	(9)
	>4	7	(5)
Clinical Area (n=151)	Cancer/ Oncology	8	(5)
	Mental health	27	(18)
	Musculoskeletal	19	(13)
	Obstetrics and gynaecology	9	(6)
	Primary care	7	(5)
	Cardiovascular	12	(8)
	Gastrointestinal	6	(4)
	Respiratory	14	(9)
	Stroke	4	(3)
	Diabetes	4	(3)
Setting (n=151)	Dermatology (including ulcers)	10	(7)
	Other ¹	31	(21)
	Hospital	82	(54)
	General practice	20	(13)
	Mixed	25	(17)
Intervention type (n=151)	Community	16	(11)
	Other ²	8	(5)
	Drug intervention	37	(25)
	Therapy	36	(24)
	Surgery	19	(13)
	Complex intervention	13	(9)

	Other ³	46	(30)
Control type (n=151)	Placebo	30	(20)
	Active	121	(80)
Patient blinded? (n=147)	No	29	(19)
	Yes	118	(79)
Centres outside UK? (n=151)	No	138	(91)
	Yes	13	(9)
Geographical spread (n=148)	Multiple regions	119	(80)
	Regional	29	(20)
Some form of pilot*?	Yes	59	(41)
	No	87	(60)
	Not stated	5	(3)

*Any mention of pilot work or feasibility study recorded.

1- Alcohol Abuse, Chronic Fatigue, Nutrition, Infectious diseases, Paediatric (General, Dermatology, Anaesthesiology), Gerontology, Hepatology (Hepatitis C), Intensive Care, Multiple Sclerosis, Minor surgery, Neurology (Bell’s palsy, Cerebral palsy epilepsy), Neurosurgery, Ophthalmology, Otorhinolaryngology, Physical Exercise, Rehabilitation, Resuscitation, Sleep disorders, Speech therapy, Urology (general, Urinary Tract Infections, Incontinence, Prostate disorders), Vascular.

2- HIV Clinical Centres, University Clinics, Sexual Health Clinics, Primary and Secondary Stroke Care service, Intellectual Disability Services, Public Schools, Leisure Centres, Physical Therapy Classes, and Specialist care centres-

3- Technique, Equipment, Diagnostic intervention, Advice and Information, Consultation, Patient pathway, Drug vs Surgery, Health professional.

Table 2: Recruitment and sample size characteristics of the trials included in the review

Characteristic (N=151)	n	(%)	Mean (SD)	Median	Range
No. of centres	1	8	(5)	29	(35)
	2-5	23	(15)	15	1-274
	6-10	21	(14)		
	11-20	33	(22)		
	21-50	35	(23)		
	51-100	22	(15)		
	>100	5	(3)		
	missing	4	(3)		
Original target recruitment	<=200	14	(9)	1231	(2946)
	201-400	40	(26)	545	90-28000
	401-600	31	(21)		
	601-800	15	(10)		
	>800	50	(33)		
	missing	1	(1)		
Final target recruitment	<=200	17	(11)	1132	(2926)
	201-400	49	(32)	480	44-28000
	401-600	27	(18)		
	601-800	13	(9)		
	>800	45	(30)		
Final total recruitment	<=200	24	(16)	1014	(2673)
	201-400	48	(32)	424	19-24510
	401-600	28	(19)		
	601-800	12	(8)		
	>800	39	(26)		
Final recruitment	Yes	85	(56)		

target achieved	No, but with 80% of target	119	(79)			
	No, < 80% of target	32	(21)			
Timing of primary outcome follow up (months post-randomisation)	<1 month	27	(18)	9 (10)	6	0-48
	1-6 months	54	(36)			
	6-18 months	36	(24)			
	>18 months	21	(14)			
	missing	13	(9)			
Timing of final follow up (months post-randomisation)	<1 month	9	(6)	15 (18)	12	0.066-120
	1-6 months	20	(13)			
	6-18 months	84	(56)			
	>18 months	33	(22)			
	missing	5	(3)			

Table 3: Data completeness in relation to CONSORT guidelines and recruitment information

Trial characteristic (N=151)	n	(%)
Number screened	127	(84)
Number eligible	109	(72)
Number refused/ declined consent	106	(70)
Total recruitment	151	(100)
Number included in primary analysis (retention)	151	(100)
Number of centres	106	(70)
Maximum recruitment length	144	(95)
Centre specific recruitment length	34	(23)
Recruitment rate can be calculated	142	(94)

Table 4: Overall recruitment and retention rates

	Median	IQR	Range
Eligible patients consented and randomised (N=109)	70%	51-87%	14-100%
Recruited per centre per month (N=142)	0.92	0.43-2.79	0.04-57.75
Randomised patients retained and assessed in primary outcome (N=151)	89%	79-97%	23-100%

Table 5: Association between recruitment rate (number of patients/centre/month) and trial characteristics

Characteristic		n	Median	IQR	P-value
Setting	Hospital	82	1.22	(0.58, 2.61)	0.043 ^{a, c}
	General practice	20	0.52	(0.23, 0.85)	
	Mixed	25	0.98	(0.46, 3.57)	
	Community	16	1.62	(0.38, 4)	
	Other	8	3.62	(0.53, 11.48)	
Arms	2	101	0.98	(0.44, 3.01)	0.889 ^c
	3	30	0.89	(0.39, 5.86)	
	4	13	1.04	(0.76, 2.45)	
	>4	7	0.61	(0.39, 2.43)	
Control type	Placebo	30	1.29	(0.54, 4.01)	0.427 ^b
	Active	121	0.88	(0.42, 2.6)	
Original target recruitment	<=200	14	0.49	(0.21, 2.23)	0.033 ^d
	201-400	40	1.30	(0.51, 2.26)	
	401-600	31	0.87	(0.42, 2.33)	
	601-800	15	0.87	(0.39, 2.61)	
Final target recruitment	>800	50	1.34	(0.58, 5.73)	<0.001 ^d
	<=200	17	0.87	(0.59, 3.5)	
	201-400	49	1.96	(0.72, 5.68)	
	401-600	27	0.72	(0.42, 1.67)	
Total recruitment	601-800	13	0.41	(0.07, 1.14)	<0.001 ^d
	>800	45	0.89	(0.39, 4.42)	
	<=200	24	0.60	(0.34, 1.72)	
	201-400	48	1.40	(0.42, 4.28)	
Timing of final follow up	401-600	28	0.84	(0.39, 1.61)	0.352 ^d
	601-800	12	1.51	(0.28, 2.17)	
	>800	39	1.38	(0.43, 5.48)	
	<1 month	9	1.77	(0.39, 7.48)	
	1-6 months	41	1.11	(0.73, 5.43)	0.352 ^d
	6-18 months	63	0.62	(0.31, 1.98)	
	>18 months	33	0.87	(0.42, 3.85)	

a: The category “Other” was not included in Kruskal-Wallis test.
b: P-values are reported from a Wilcoxon rank sum test.
c: P-values are reported from a Kruskal-Wallis test.
d: P-values are reported from a nonparametric test of trend (Cuzick).

Table 6: Association between the trial retention rate (% of randomised participants with valid primary outcome data for analysis) and trial characteristics

	Characteristic	n	Median	IQR	P-value
Setting	Hospital	81	92.4	(81.7, 99.1)	0.019 ^{a, c}
	General practice	20	85.6	(77.4, 91.0)	
	Mixed	25	90.0	(84.8, 97.4)	
	Community	16	85.4	(79.1, 96.1)	
	Other	8	99.4	(98.8, 100.0)	
Arms	2	100	0.90	(0.82, 0.98)	0.747 ^c
	3	30	0.89	(0.79, 0.97)	
	4+	20	0.92	(0.83, 0.97)	
Control type	Placebo	30	90.0	(88.7, 99.4)	0.166 ^b
	Active	120	89.9	(81.0, 97.4)	
Final target recruitment	<=200	17	93.7	(87.6, 98.3)	<0.001 ^d
	201-400	49	89.2	(79.8, 96.8)	
	401-600	27	86.7	(72.2, 100.0)	
	601-800	13	86.3	(83.2, 89.9)	
Total recruitment	>800	44	94.0	(76.4, 99.4)	<0.001 ^d
	<=200	23	94.7	(86.4, 100.0)	
	201-400	48	89.1	(79.3, 96.4)	
	401-600	28	85.7	(81.7, 92.5)	
Timing of final follow up	601-800	12	89.9	(88.5, 94.6)	0.693 ^d
	>800	39	94.0	(77.8, 99.3)	
	<1 month	9	99.3	(77.4, 100.0)	
	1-6 months	41	94.6	(84.8, 100.0)	
	6-18 months	62	86.2	(75.1, 96.8)	
	>18 months	33	89.2	(85.6, 95.4)	

a: The category "Other" was not included in Kruskal-Wallis test.

b: P-values are reported from a Wilcoxon rank sum test.

c: P-values are reported from a Kruskal-Wallis test.

d: P-values are reported from a nonparametric test of trend (Cuzick).

Table 7: Comparison of current review with results of two previous reviews in terms of successful recruitment to target sample size and extensions to recruitment

Review	McDonald et al.	Sully et al.	This study	This study
Recruitment period	1994-2002	2002-2008	2009-2016	2004-2016
Number of trials in the study	N=122	N=73	N=90	N=151
Recruited 100% of original target	38 of 122 (31%)	40 of 73 (55%)	45 of 90 (50%)	61 of 151 (40%)
Original target was revised	42 of 122 (34%)	14 of 73 (19%)	35 of 90 (39%)	52 of 151 (34%)
Original target revised upward	6 of 42 (14%)	5 of 14 (36%)	10 of 35 (29%)	11 of 52 (21%)
Original target revised downward	36 of 42 (86%)	9 of 14 (64%)	25 of 35 (71%)	41 of 52 (79%)
Recruited 80% of original target	67 of 122 (55%)	57 of 73 (78%)	65 of 90 (72%)	95 of 151 (63%)
Recruited 100% of revised target	19 of 42 (45%)	10 of 14 (71%)	26 of 35 (74%)	28 of 52 (54%)
Recruited 80% of revised target	34 of 42 (80%)	13 of 14 (93%)	31 of 35 (89%)	48 of 52 (92%)
Extended their recruitment	65 of 122 (54%)	33 of 73 (45%)	28 of 90 (31%)	49 of 151 (32%)

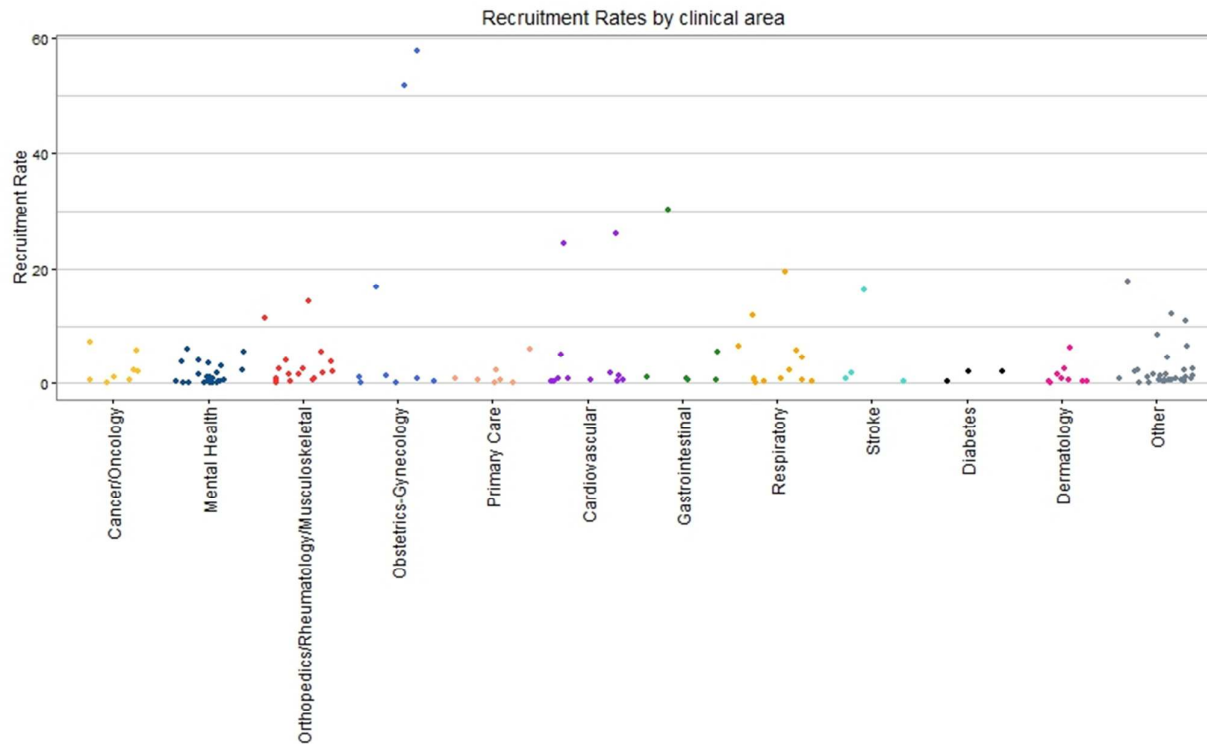


Figure 2: Recruitment Rates by clinical area for the 151 HTA trials considered.

References

1. Chakma J Gordon H, Sun MD, Steinberg, JD, Sammut, SM, Jagsi R. Asia's Ascent — Global Trends in Biomedical R&D Expenditures. *N Engl J Med* 2014; 370:3-6January 2, 2014 DOI: 10.1056/NEJMp1311068.

2. National Institute for Health Research Annual Report 2014/15.

3. McDonald AL, Knight RC, Campbell MK, Entwistle VA, Grant AM, Cook, JA et al. What influences recruitment to randomised controlled trials? A review of trials funded by two UK funding agencies. *Trials* 2006;7(1).

4. Sully BG, Julious SA, Nicholl J. A reinvestigation of recruitment to randomised, controlled, multicenter trials: a review of trials funded by two UK funding agencies *Trials* 2013; 14:166.

5. Prescott RJ, Counsell CE, Gillespie WJ, Grant AM, Russell IT, Kiauka S et al. Factors that limit the quality, number and progress of randomised controlled trials *Health Technol Assess* (Winchester, England). 1999;3(20):1-143.

6. Treweek S, Mitchell E, Pitkethly M, Cook J, Kjeldstrom M, Taskila T et al. Strategies to improve recruitment to randomised controlled trials. *Cochrane Database Syst Rev* 2010;4.

7. Rendell, JM, Merritt, RD, Geddes, JR. Incentives and disincentives to participation by clinicians in randomised controlled trials. *Cochrane Database Syst Rev* 2007;2.

8. Brueton VC, Tierney J, Stenning S, Harding, S, Meredith, S, Nazareth, I et al. Strategies to improve retention in randomised trials. *Cochrane Database Syst Rev* 2013;12.

9. King M, Nazareth I, Lampe F, Bower P, Chandler M, Morou M, et al. Conceptual framework and systematic review of the effects of participants' and professionals' preferences in randomised controlled trials. *Health Technol Assess* 2005;9(35):1-186.

10. Raftery, J, Bryant J, Powell J, Kerr C, Hawker S. Payment to healthcare professionals for patient recruitment to trials: systematic review and qualitative study. *Health Technol Assess* 2008;12(10):1-128.

11. Smith TC, Hickey H, Clarke M, Blazeby J, Williamson P. The trials methodological research agenda: results from a priority setting exercise *Trials* 2014;15:32.

12. Begg C, Cho M, Eastwood S, Horton R, Moher D, Olkin I et al. Improving the quality of reporting of randomized controlled trials. The CONSORT statement. *JAMA* 1996;276:637-9.

13. Altman DG. Better reporting of randomised controlled trials: the CONSORT statement. *BMJ* 1996;313(7057):570-571.
14. Moher D, Schulz KF, Altman DG. The CONSORT statement: revised recommendations for improving the quality of reports of parallel group randomized trials. *Ann Intern Med* 2001;134:657-662.
15. Schulz KF, Altman DG, Moher D, for the CONSORT Group. CONSORT 2010 Statement: updated guidelines for reporting parallel group randomised trials. *BMJ* 2010;340:c332.
16. Edwards SJL, Braunholtz DA, Lilford RJ, Stevens AJ. Ethical issues in the design and conduct of cluster randomised controlled trials. *BMJ* 1999;318(7195):1407-1409.
17. Schulz KF, Altman DG, Moher D. Factors that limit the quality, number and progress of randomised controlled trials. *BMC medicine* 2010;8(1):18.
18. Campbell MJ, Machin D, Walters SJ. *Medical Statistics: A text book for the health sciences*. 4th edition. Chichester: Wiley 2007.
19. Cuzick, J. A Wilcoxon-type test for trend. *Statistics in medicine* 1985;4(1):87-90.
20. R Core Team. R: A Language and environment for statistical computing. R Foundation for Statistical Computing, Vienna, Austria. 2016 (<https://www.r-project.org/>).
21. Roberts I, Shakur H, Coats T, Hunt B, Balogun E, Barnetson L et al. The CRASH-2 trial: a randomised controlled trial and economic evaluation of the effects of tranexamic acid on death, vascular occlusive events and transfusion requirement in bleeding trauma patients. *Health Technol Assess* 2013;17(10).
22. Kitchener HC, Almonte M, Gilham C, Dowie R, Stoykova B, Sargent A et al. ARTISTIC: a randomised trial of human papillomavirus (HPV) testing in primary cervical screening. *Health Technol Assess* 2009;13(51).
23. Robson SC, Kelly T, Howel D, Deverill M, Hewison J, Lie ML, et al. Randomised preference trial of medical versus surgical termination of pregnancy less than 14 weeks' gestation (TOPS). *Health Technol Assess* 2009;13(53):1-124.
24. Townsend J, Wolke D, Hayes J, Dave S, Rogers C, Bloomfield L et al. Routine examination of the newborn: the EMREN study. Evaluation of an extension of the midwife role including a randomised controlled trial of appropriately trained midwives and paediatric senior house officers. *Health Technol Assess* 2004;8(14).

25. Robson SC, Kelly T, Howel D, Deverill M, Hewison J, Lie ML et al. Randomised preference trial of medical versus surgical termination of pregnancy less than 14 weeks' gestation (TOPS). *Health Technol Assess* 2009;13(53).

26. Wiggins M, Oakley A, Roberts I, Turner H, Rajan L, Austerberry H et al. The social support and family health study: a randomised controlled trial and economic evaluation of two alternative forms of postnatal support for mothers living in disadvantaged inner-city areas. *Health Technol Assess* 2004;8(32).

27. Kalra L, Evans A, Perez I, Knapp M, Swift C, Donaldson N. A randomised controlled comparison of alternative strategies in stroke care. *Health Technol Assess* 2005;9(18).

28. Sharples L, Hughes V, Crean A, Dyer M, Buxton M, Goldsmith K et al. Cost-effectiveness of functional cardiac testing in the diagnosis and management of coronary artery disease: a randomised controlled trial. The CECaT trial. *Health Technol Assess* 2007;11(49).

29. Goodacre S, Bradburn M, Fitzgerald P, Cross E, Collinson P, Gray A et al. The RATPAC (Randomised Assessment of Treatment using Panel Assay of Cardiac markers) trial: a randomised controlled trial of point-of-care cardiac markers in the emergency department. *Health Technol Assess* 2011;15(23).

30. Pickard R, Lam T, MacLennan G, Starr K, Kilonzo M, McPherson G et al. Types of urethral catheter for reducing symptomatic urinary tract infections in hospitalised adults requiring short-term catheterisation: multicentre randomised controlled trial and economic evaluation of antimicrobial- and antiseptic impregnated urethral catheters (the CATHETER trial). *Health Technol Assess* 2012;16(47).

31. Allen S, Wareham K, Wang D, Bradley C, Sewell B, Hutchings H et al. A high-dose preparation of lactobacilli and bifidobacteria in the prevention of antibiotic-associated and *Clostridium difficile* diarrhoea in older people admitted to hospital: a multicentre, randomised, double-blind, placebo-controlled, parallel arm trial (PLACIDE). *Health Technol Assess* 2013;17(57).

32. Nicholson KG, Abrams KR, Batham S, Medina MJ, Warren FC, Barer M et al. Randomised controlled trial and health economic evaluation of the impact of diagnostic testing for influenza, respiratory syncytial virus and *Streptococcus pneumoniae* infection on the management of acute admissions in the elderly and high-risk 18- to 64-year-olds. *Health Technol Assess* 2014;18(36).

33. Walters SJ. Quality of life outcomes in clinical trials and health care evaluation: a practical guide to analysis and interpretation. Chichester: Wiley 2009.

- 1
2
3
4 34. Turner S, Wright D, Maeso R, Cook A, Milne R. Publication rate for funded studies from a major UK
5 health research funder: a cohort study. *BMJ Open* 2013; 3: e002521. doi:10.1136/bmjopen-2012-
6 002521
7
8
9 35. White D, Hind D. Projection of participant recruitment to primary care research: a qualitative study.
10 *Trials*. 2015;16:473. doi: 10.1186/s13063-015-1002-9.
11
12 36. Stuardi T, Cox H, Torgerson DJ. Database recruitment: a solution to poor recruitment in randomized
13 trials? *Fam Pract* 2011;28:329–333.
14
15 37. Cooper CL, Hind D, Duncan R, Walters S, Lartey A, Lee E et al. A rapid review indicated higher
16 recruitment rates in treatment trials than in prevention trials. *J Clin Epidemiol* 2015;68:3:347–354.
17
18
19
20
21
22
23
24
25
26
27
28
29
30
31
32
33
34
35
36
37
38
39
40
41
42
43
44
45
46
47
48
49
50
51
52
53
54
55
56
57
58
59
60

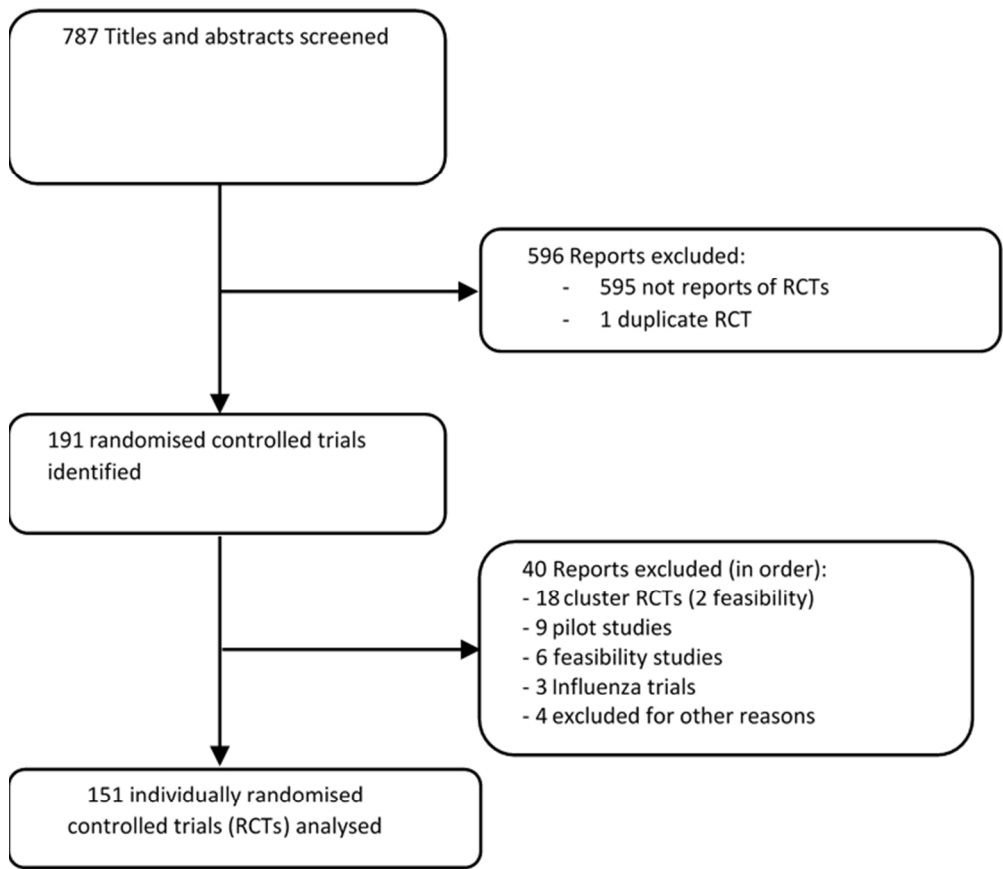


Figure 1: Flow diagram of search process for a review of trial reports published in the HTA Journal between 2004 and end of April 2016.

160x167mm (120 x 120 DPI)



Figure 2: Recruitment Rates by clinical area for the 151 HTA trials considered.

140x85mm (300 x 300 DPI)